




2015 Sustainability Report



ADDITIONAL
FINANCIAL
INFORMATION

OUR
OPERATIONS

OUR
PRODUCTS

OVERVIEW

GRI G4 INDEX

OUR
PEOPLE

Every Day, Care
Whirlpool



OVERVIEW

► Introduction

- Letter from the CEO
- Timeline
- 2015 Performance Scorecard
- Our Strategy
- Awards

OUR OPERATIONS

OUR PRODUCTS

OUR PEOPLE

ADDITIONAL FINANCIAL INFORMATION

GRI G4 INDEX

Introduction

Whirlpool Corporation is the world's leading manufacturer of major home appliances. Our winning portfolio includes trusted appliance brands throughout the world.

For 104 years we have been persistent in our commitment that there is “no right way to do a wrong thing.” It is Whirlpool Corporation’s unique sense of responsibility that has guided us to conceive, design and build innovative home appliances that not only meet our consumers needs, but also conserve the resources so important to our planet. While our products and time-honored innovative solutions that save energy and water have made the greatest positive impact on the environment, it is our industry leadership across our entire supply chain that enables us to proudly commit to doing things the right way.

In 2015 we continue our journey of being a responsible company by saving time, energy, money and resources for people in their homes while investing to lessen our overall operational footprint. Whirlpool Corporation does this by creating purposeful innovation allowing for consumers to choose our high performance products also contributing to a reduced environmental impact. This enables people to spend more time doing the things they choose like spending time with family and friends and making moments that matter within their lives.

We proactively reduce the footprints of our facilities by using renewables, cutting the resources we use to make products, reusing waste and recycling our products at the end of life. By looking at the entire lifecycle of our products, we are able to address the needs of today’s consumers by creating a clear path toward continuous improvement in our operations to benefit the environment. We work closely with our trade customers, suppliers, academia, governmental and nongovernmental agencies to create a spirit of collaboration that spurs innovation to help people live more sustainably without compromising the performance of their products.

We are passionate about bringing innovative solutions into the home for our consumers while engaging with local agencies and organizations to build better communities for all residents and not just a few. Doing things the right way means we accept the responsibility of global leadership in our industry to make this world a better place. Whether it’s through our brands working directly with national charities, support of local non-profit organizations or the thousands of hours volunteered by our employees each year, we believe the people, products and processes within Whirlpool Corporation are truly making a difference. Our global enterprise spurs economic commerce while our commitment of doing so the right way helps make a collective impact by which the environment and society in general benefit.

OVERVIEW

- Introduction
- ▶ Letter from the CEO
- Timeline
- 2015 Performance Scorecard
- Our Strategy
- Awards

OUR OPERATIONS

OUR PRODUCTS

OUR PEOPLE

ADDITIONAL FINANCIAL INFORMATION

GRI G4 INDEX

Letter from the CEO



Jeff M. Fetting

*Chairman of the Board and
Chief Executive Officer*

Whirlpool Corporation has a long history of creating opportunities for people and the communities in which they live. To achieve this success, Whirlpool has operated on a simple guiding principle — “There is no right way to do a wrong thing.” As we stated in 1969, one cannot separate the products we make from the communities in which they operate. How we connect with our consumers in the home and provide them the time- and effort-saving convenience of appliances, while improving performance and lowering their impact, is at the core of what we do.

Whirlpool Corporation helps build better communities by bringing meaningful and innovative solutions to the challenges our consumers and society face everyday. This is essential in growing as a company. We launched several key product innovations last year to deliver on that fundamental promise. In North America, we launched the next iteration of the heat pump dryer delivering approximately 70 percent energy savings,* while reducing cost, and in a slimmer size to fit in more places like urban living spaces and smaller homes. We launched our Supreme NoFrost refrigerator in Europe that achieves A+++ -10% energy level, while being No. 1 in food preservation. In addition, the product uses our 6th Sense Live connected technology, which gives food preservation tips and helps families achieve even better results, as well as energy management through access to the smart grid.

Taking that purposeful innovation further, we continued our work on the Retrofitted Net-zero Energy, Water, and Waste (ReNEWW) house collaborative, live-in research facility at Purdue University. We are in our second phase of the program and have completed retrofits in the water systems to achieve net-zero water usage in addition to the net-zero energy systems installed in 2014. The ReNEWW house now has over ten collaborators from various industries such as home building, plumbing and HVAC industries. Our successes have been shared with numerous home building, academic, architectural, and designers around the U.S. and we have recently joined the World Business Council for Sustainable Development’s Sustainable Lifestyles group to facilitate more cross industry collaboration and make the ReNEWW concept global.

By bringing technology and people together to achieve purposeful, meaningful and positive change, Whirlpool Corporation is unique in the industry in addressing large societal challenges. We embrace innovation that leads to technology that isn’t in conflict with building lives, homes and communities, but rather brings them together. In this report you will see many examples of this throughout the globe.

**Compared to pre-2004 traditional dryers, when paired with matching washer, normal cycle only.*



OVERVIEW

- Introduction
- Letter from the CEO
- **Timeline**
- 2015 Performance Scorecard
- Our Strategy
- Awards

OUR OPERATIONS

OUR PRODUCTS

OUR PEOPLE

ADDITIONAL FINANCIAL INFORMATION

GRI G4 INDEX

Timeline

We have been focused on sustainability since 1969, long before it became the norm, and we continue to integrate sustainability into our everyday work.

KEY SUSTAINABILITY EVENTS

2015	June — Ground breaking on Whirlpool Corporation’s first wind farm
	June — Whirlpool Canada is named 2015 ENERGY STAR® Manufacturer of the Year for the tenth time in the last thirteen years
	September — ReNEWW House, the world’s first lived-in, fully retrofitted, net-zero energy, water and waste home achieves near net-zero energy and net-zero water
2014	December — Achieved net-zero waste to landfill in all Latin America Region (LAR) facilities — manufacturing and offices
	March — Whirlpool Corporation began full production use of Next Generation Solstice® Liquid Blowing Agent in U.S. refrigerators
	April — Inauguration of the ReNEWW House, an initiative in which Whirlpool engineers are working with Purdue University to be the first to transform an existing home into a net-zero energy, water and waste structure
2013	September — The Refresh and Recycle Water Filter Program is launched to provide consumers an option for recycling their used refrigerator water filters
	December — Whirlpool LAR achieved zero waste to landfill from all manufacturing operations in Brazil
	March — <i>Whirlpool</i> brand introduced the first smart-grid enabled appliance suite
2012	May — AHAM announced new sustainability standards for clothes washers and Whirlpool Corporation had the first front load and top load washer certified to the standard
	November — Whirlpool Corporation converted first refrigerator line to use Honeywell Solstice® Liquid Blowing Agent (LBA) for foam insulation*; the Honeywell Solstice® LBA offers a 99.9% decrease in global warming potential based on the GHG Equivalencies Calculator
	January — <i>Whirlpool</i> brand announced it will bring connected appliances to the marketplace
2011	April — Whirlpool Corporation officially opened the LEED Gold-certified Cleveland, Tennessee manufacturing facility that included energy-efficient and technologically advanced manufacturing processes
	June — AHAM announces new sustainability standards for refrigerators; Whirlpool Corporation experts play a key role in development
	August — Whirlpool Corporation and Honeywell announced the development of the most environmentally responsible and energy-efficient insulation available at the time in U.S. to make refrigerators
2011	December — Whirlpool Corporation officially established a zero waste to landfill goal for all of our global manufacturing facilities
2011	Began partnering with AHAM, UL and CSA to develop the first industry sustainability standards for appliances

*Based on EPA comparisons of previously used insulation blowing agents, hydrofluorocarbon (HFC) 245fa with global warming potential of 950 and Honeywell solstice liquid blowing agent, a hydrofluoro-olefin 1233zd (e) with global warming potential of 1.

For earlier years, please go to our previous sustainability reports at <http://whirlpoolcorp.com/environmental-sustainability/>.



OVERVIEW

- Introduction
- Letter from the CEO
- Timeline
- ▶ 2015 Performance Scorecard
- Our Strategy
- Awards

OUR OPERATIONS

OUR PRODUCTS

OUR PEOPLE

ADDITIONAL FINANCIAL INFORMATION

GRI G4 INDEX

2015 Performance Scorecard

GRI G4 EC1 EC7

FINANCIAL

\$20.9B

RECORD REVENUES OF \$20.9 BILLION.

\$12.38*

RECORD ONGOING EARNINGS PER SHARE OF \$12.38, AN INCREASE OF 9%.

\$620M*

STRONG FREE CASH FLOW GENERATION.

ENVIRONMENTAL

	2011	2012	2013	2014	2015
Energy intensity (megajoules)	215.70	208.90	200.30	194.12	161.40
Water intensity (cubic meters)	0.161	0.150	0.156	0.145	0.107
Greenhouse gas emissions intensity Scope 1 and 2 (metric tons) of CO ₂ eq	0.0180	0.0206	0.0170	0.0178	0.0156
Waste intensity (kilograms)	8.37	9.29	9.36	9.19	7.72

*Note: Intensity numbers per major appliances
2015 data affected by acquisitions of Hefei Sanyo and Indesit in 2014. Global goals under review to address these acquisitions.*

SOCIAL

2015	
1 in 3	Employees volunteered (salaried population)
316,500	Employee volunteer hours (salaried population)
300+	Nonprofit organizations impacted globally through volunteerism and donations
100+	Whirlpool Sons & Daughters Scholarships and award recipients currently attending colleges and universities across the U.S.

**Please see the Additional Financial Information section beginning on page 43 for a reconciliation of these non-GAAP financial measures to their most directly comparable GAAP measures.*



OVERVIEW

- Introduction
- Letter from the CEO
- Timeline
- ▶ 2015 Performance Scorecard
- Our Strategy
- Awards

OUR OPERATIONS

OUR PRODUCTS

OUR PEOPLE

ADDITIONAL FINANCIAL INFORMATION

GRI G4 INDEX

SIGNATURE CHARITIES

United Way

\$4.2M Employee and retiree United Way® campaign totals in the United States and Canada (including dollar-for-dollar match by Whirlpool Foundation)

Habitat for Humanity

87,000 Families helped throughout the globe since 1999

45 Countries in which Whirlpool Corporation employees have helped provide affordable housing

170,000+ Donated ranges and refrigerators in the U.S. and Canada since 1999.

Cook for the Cure

More than \$10 million+ in support from *KitchenAid* brand for Susan G. Komen since 2001

Boys & Girls Clubs of America

66,000+ Youth served through the *Maytag* Dependable Club Awards in 2015

75+ Total *Maytag* Dependable Awards granted since 2010

Instituto Consulado da Mulher®

5,168 People in Brazil who, directly and indirectly, benefit from income generated through the program

101 Small businesses being advised by Instituto Consulado da Mulher

16 States in Brazil where small businesses are being advised by the program

OVERVIEW

- Introduction
- Letter from the CEO
- Timeline
- 2015 Performance Scorecard
- Our Strategy
- Awards

OUR OPERATIONS

OUR PRODUCTS

OUR PEOPLE

ADDITIONAL FINANCIAL
INFORMATION

GRI G4 INDEX

Our Strategy

We incorporate sustainability programs into our products and processes while nurturing the communities where we operate, delivering value to our consumers and reducing our environmental impact.

90%

FULL MATERIAL TRANSPARENCY.
ACHIEVE 90 PERCENT FULL MATERIAL
TRANSPARENCY ON ALL NEW PRODUCTS
BY 2020.

15%

**REDUCTION OF ENERGY AND
WATER USE IN MANUFACTURING.**
REDUCE ENERGY AND WATER INTENSITY
FROM MANUFACTURING BY 15 PERCENT
FROM 2014 LEVELS BY 2020.

zero

REAFFIRM OUR GOAL OF ZERO LANDFILL
WASTE FROM MANUFACTURING BY 2022.

Building on our commitment to establish a dedicated sustainability team globally, Whirlpool Corporation is proud to continue to raise the bar. By establishing goals, initiating projects and focusing on our impacts, we are delivering value to our customers, stakeholders and the environment. In addition to driving projects, our team is focused on continuous improvement throughout our operations, products and services. We've reduced our water and energy use, cut emissions and waste at our manufacturing facilities, and designed efficient products — all of which we believe are the right things to do for all stakeholders. To that end, we established global goals to improve our environmental performance:

- Full Material Transparency: by 2020, Whirlpool Corporation aims to achieve 90% full material transparency on all new products.
- Reduction of Energy and Water Use in Manufacturing: by 2020, Whirlpool Corporation aims to reduce energy and water intensity from manufacturing by 15% from 2014 levels.
- Reaffirm our goal of zero landfill waste from manufacturing by 2022.

As clear demonstration of our progress, we are proud to announce that we met our 2022 goal for zero manufacturing waste to landfill in one of our largest regions, Latin America. All four manufacturing plants in Brazil were able to achieve zero manufacturing waste to landfill and we are making great progress around the globe to replicate that success going forward.

OVERVIEW

Introduction
Letter from the CEO
Timeline
2015 Performance Scorecard

► **Our Strategy**
Awards

OUR OPERATIONS

OUR PRODUCTS

OUR PEOPLE

ADDITIONAL FINANCIAL INFORMATION

GRI G4 INDEX

We have built upon our ability to demonstrate both our resolve and results in our operations and in the home environment. We have made significant progress in addressing the right partnerships and collaborations with the focus on bringing system efficiencies to all homes, both new and existing. Last year we announced our collaboration with Purdue University on the ReNEWW House live-in research lab and collaborative sustainable living showcase. It is the first live-in, retrofitted net-zero energy, water and waste research home. We committed to exploring new technologies and partnerships to address the large existing residential housing stock around the world. We were happy to announce the installation and implementation of our deep energy retrofit in September 2014, with over eight partners, designed to achieve net-zero energy.

The home also completed hosting two engineers and welcomed three new engineers to work on energy recovery and water systems design along with monitoring data from the newly installed energy systems, including geothermal, solar electric and thermal systems, as well as new foam insulation infrastructure updates. We are proud to announce progress toward the goal of this project, which is to learn more about sustainable home systems and demonstrate how any home can become resource efficient with the right modifications. At present, the home is capable of collecting over 100 channels of data every second serving both Whirlpool research and the research of our partners. As a continuation of these ongoing sustainability efforts, these results will also inform future product design throughout Whirlpool Corporation's global portfolio.

OUR AREAS OF FOCUS ARE:

EFFICIENT MATERIALS AND OPERATIONS

1. Create transparency on our critical materials in products
2. Use materials that minimize total life cycle impacts
3. Improve facility efficiency by applying technology improvements and renewables use (LEED, etc.)

UNCOMPROMISED PERFORMANCE

1. Deliver consumer driven innovations that exceed consumer expectations for performance while meeting expectations on energy and water efficiency
2. Participate in voluntary standards that drive consumer value and improve environmental performance
3. Develop life cycle data and measures to define sustainable products

RECYCLE AND REUSE

1. Facilitate the responsible recycling of appliances at the end-of-life around the globe
2. Develop new business models to capture value at the end-of-life of our products, packaging and consumables, especially finding secondary usage for wastes

GOVERNANCE

1. Deploy automated data management systems to support sustainability metrics in our business operations
2. Ensure transparent communication on key metrics and progress

COMMUNITY

Continue working with local organizations to support the communities where we operate through a collective impact strategy

OVERVIEW

- Introduction
- Letter from the CEO
- Timeline
- 2015 Performance Scorecard
- Our Strategy
- Awards

OUR OPERATIONS

OUR PRODUCTS

OUR PEOPLE

ADDITIONAL FINANCIAL INFORMATION

GRI G4 INDEX

SUSTAINABILITY TOP 10 ISSUES

MATERIALITY PROCESS

Whirlpool Corporation initiated a process to undergo a formal review of the company’s most important sustainability related issues, conducted by an external consultant and included both internal and external stakeholders globally. Through this process, we intend to gather relevant information to contribute to our sustainability strategy. The new process reflects the maturity of our sustainability journey, highlighting our achievements and our ability to progress in an ever-changing environment.

This process is ongoing in 2016 and will consider benchmarking opportunities, gap analysis on our previous sustainability reports, internal and external expert interviews and an online survey with a broad range of internal and external leaders.

Combining these inputs, we will reinforce our goal alignment and project prioritization, while making continuous improvement on the critical work we have initiated.



OVERVIEW

- Introduction
- Letter from the CEO
- Timeline
- 2015 Performance Scorecard
- Our Strategy

▶ Awards

OUR OPERATIONS

OUR PRODUCTS

OUR PEOPLE

ADDITIONAL FINANCIAL INFORMATION

GRI G4 INDEX

Awards



- ▶ **Innovation Awards at CES 2015** — Our *Whirlpool* brand earned six awards at the International Consumer Electronics Show (CES) 2015 Innovation Awards for the Whirlpool® Front Load Washer and Dryer with Nest Technology, Whirlpool® Double Drawer French Door Refrigerator, Whirlpool® Hybridcare™ Heat Pump Dryer, Whirlpool® Smart Top Load Washer and Dryer, and the SWASH™ system.
- ▶ 2015 *Newsweek* Green Rankings, ranked 108 out of 500 in U.S.
- ▶ Whirlpool Corporation added to Dow Jones Sustainability Index, North America
- ▶ Whirlpool Corporation received a perfect score from the Human Rights Campaign on the 2015 U.S. Corporate Equality Index — this is the 13th consecutive year that we attained a perfect score on the index, the first appliance company to do so
- ▶ Whirlpool Corporation in North America has received 37 ENERGY STAR® Awards since 1998. We are the most awarded appliance manufacturer by both the U.S. and Canadian ENERGY STAR® programs for continued commitment to energy and water efficient products
- ▶ Whirlpool Latin America was named in the top five electro-electronic sector companies in sustainability in the Guia Exame de Sustentabilidade, by Exame magazine, the most prominent sustainability award in Brazil
- ▶ Whirlpool Corporation named one of *Corporate Responsibility* magazine's 100 Best Corporate Citizens 12 out of 15 years
- ▶ Whirlpool Corporation has been named to Ocean Tomo 300 Patent Index since its inception in 2005; the equity index is the first based on the value of corporate intellectual property
- ▶ From 2008 to 2015, we have been named one of the Most Respected U.S. Companies by *Forbes* magazine and the Reputation Institute
- ▶ For the fifth year in a row, Whirlpool Corporation has finished first in the Home Equipment, Furnishings industry sector of *Fortune* magazine's World's Most Admired Companies

- ▶ **Operational Excellence**
- Energy Efficiency
- Water Efficiency
- Air Quality
- Materials and Wastes

Operational Excellence

We are focused on continuous improvement throughout our operations and services. At our manufacturing facilities, we have worked to reduce water and energy use, greenhouse gas emissions and raw material waste.



Fourteen of our U.S. based facilities are certified for Leadership in Energy and Environmental Design (LEED). Our Cleveland, Tennessee plant received an award from the Kentucky-Tennessee Water Environment Association for outstanding performance in the pre-treatment of industrial wastewater. The Cleveland plant’s sustainable design also earned gold LEED certification.

TOTAL ENVIRONMENTAL PROTECTION EXPENDITURES:
GRI G4 EN31

	2011	2012	2013	2014	2015
USD Millions	31.8	29.5	27.0	30.5	34.9

Global Facility Sustainability Program — Through partnerships with the U.S. Department of Energy’s Better Buildings Program and Better Plants Challenge, we initiated a program to provide a global dashboard feed from each of our plants and facilities to promote energy and water efficiency, waste minimization and benchmarking, allowing for cross-functional global collaboration and best practice sharing. This initiative is ongoing in our North America Region facilities, and connected with our global goal of lowering our energy intensity by 15% in 2020, considering 2014 as the baseline year.

Another important goal we are working toward is the implementation of the zero landfill waste from manufacturing by 2022. We are very proud to say, four of our manufacturing facilities in Latin America have already achieved Zero Waste to Landfill.

OVERVIEW

OUR OPERATIONS

► Operational Excellence

Energy Efficiency

Water Efficiency

Air Quality

Materials and Wastes

OUR PRODUCTS

OUR PEOPLE

ADDITIONAL FINANCIAL
INFORMATION

GRI G4 INDEX

Where laws and regulations are less restrictive, we have established and are following our own standards, consistent with our commitment to environmental responsibility.

The Europe, Middle East and Africa region (EMEA) has a Management System for Energy, Environment, Health and Safety (EEHS) that covers 43 sites and has been certified by a third party through a multi-site accreditation according to the ISO 14001:2004, OHSAS 18001:2007 and ISO 50001:2011 standards.

In Whirlpool EMEA, environmental protection and energy management are a priority and for this reason managed through a specific Company organization devoted to Energy, Environment, Health and Safety (EEHS) issues.

Company EEHS managers are responsible for overseeing facility energy and environmental activities and direct capital investments dedicated to specific action plans. Moreover, they are in charge of monitoring national and local legislation, as well as rules and regulations related to the environment. They ensure that senior management and plant environmental professionals understand the potential impact of new or revised policies on their operations, and also conduct compliance audits. Meetings are held regularly to coordinate regional activities. This enables EEHS managers to discuss results, share best practices, and carry out benchmark comparisons against main competitors in key areas, in order to define new actions.

The energy and environmental plan sets both annual and long-term targets for each site relative to the principal areas of environmental focus: atmospheric emissions, water and waste. This plan is then monitored on a monthly basis to ensure that:

- plants operate within Company standards
- new courses of action are planned when required
- programs and interventions are realigned
- new and more challenging targets are set

Generating ideas and sharing best practices on energy efficiency and environmental protection is a key objective of the EEHS EMEA team. In 2015 specific initiatives have been carried out: the launch of a website dedicated to internal best practices sharing and management where approximately 110 best practices were collected, which gave birth to approximately 90 ideas with a potential saving of approximately one million euros.

- Operational Excellence
- Energy Efficiency
- Water Efficiency
- Air Quality
- Materials and Wastes

Energy Efficiency

GRI G4 EN3 EN5 EN6 EN7

TOTAL GLOBAL ENERGY (GJ)

2011	2012	2013	2014	2015
9,173,683	8,733,477	8,410,302	8,484,279	9,043,762

2015 data affected by acquisitions of Hefei Sanyo and Indesit in 2014.

WIND FARM

Renewable Energy Installations for Manufacturing — We announced plans to use wind energy to power our manufacturing facility in Findlay, OH. The Findlay wind farm is an \$18 million “Wind for Industry” project. The wind farm will have five wind turbines installed and Whirlpool will utilize two of them. Through clean, renewable wind energy producing zero greenhouse gas emissions, the wind turbines offset an estimated 13% of the plant’s electric consumption. In addition, for each turbine, Whirlpool will create two \$5,000 Megawatt Scholarships to be awarded to local high school students seeking degrees in science, technology, engineering, and mathematics (STEM). The project broke ground on June 15, 2015 and was placed into operation January of 2016. Our overall U.S. wind turbine energy strategy will further drive our goal to decrease the energy intensity for the U.S. Better Plants Program. We are analyzing other opportunities for the use of wind turbines at our other sites globally.



For more information: <http://www.whirlpoolcorp.com/whirlpool-corporation-announces-plans-to-use-wind-turbines-to-power-findlay-ohio-facility/>

OVERVIEW

OUR OPERATIONS

- Operational Excellence
- Energy Efficiency
- Water Efficiency
- Air Quality
- Materials and Wastes

OUR PRODUCTS

OUR PEOPLE

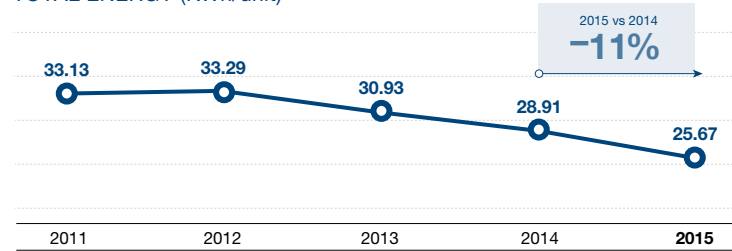
ADDITIONAL FINANCIAL INFORMATION

GRI G4 INDEX



The Naples plant in Italy has a photovoltaic plant producing more than 630,000 kWh per year (approximately 10% of its electric needs), which brings a yearly saving of approximately 500 tons of CO₂.

EMEA Region:
TOTAL ENERGY (KWh/unit)



Total energy (kWh/unit) in our EMEA operations is composed of gas, electric, hot water/steam and other less relevant sources of energy (diesel, LPG, etc.) used to produce one average appliance. In this respect, the comparison between 2014 and 2015 performance shows a reduction of energy use of roughly 11%.

Thanks to projects delivering reduction in primary energy consumption, our Cassinetta and Naples plants in Italy and Wroclaw, Radomsko and Łodz plants in Poland received the White Certificates, incentives that governments release as results of a proven reduction of energy consumption (1 White Certificate = reduction of 1 TOE* in primary energy consumption).

*Metric Ton of Oil Equivalent

The Faridabad plant received our first initiative in India on renewable energy where a 100kW solar panel was installed in April 2014. A second solar panel was installed in 2015 which increased the solar capacity to 250kW.



OVERVIEW

OUR OPERATIONS

- Operational Excellence
- Energy Efficiency
- Water Efficiency
- Air Quality
- Materials and Wastes

OUR PRODUCTS

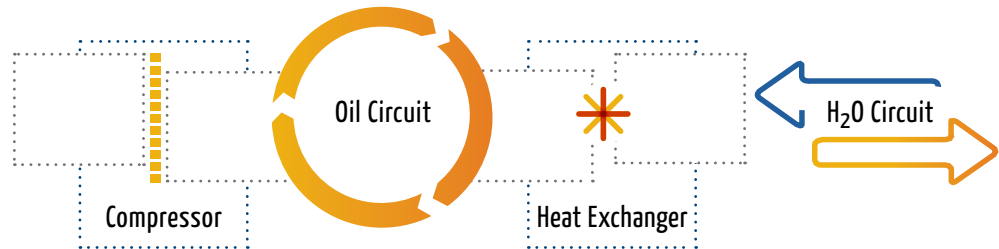
OUR PEOPLE

ADDITIONAL FINANCIAL INFORMATION

GRI G4 INDEX

In Wrocław, our manufacturing site has two heat recovery systems that re-use thermal energy generated by the manufacturing processes that produce hot water to be used both for process and for heating.

In 2015, with the installation of a new compressor, an additional heat exchanger was implemented, increasing the volume of hot water produced using heat recovery and thus reducing consumption of primary energy.



SIENA



ŁODZ

Łodz and Siena implemented a heat recovery system, allowing the re-use of hot air produced by chillers of thermoforming machines and compressors to warm up factory locations and reduce energy use from heating systems.

Water Efficiency

GRI G4 EN8 EN9 EN10

TOTAL GLOBAL WATER (m³)

2011	2012	2013	2014	2015
6,852,426	6,276,939	6,564,730	6,355,661	5,999,780

2015 data affected by acquisitions of Hefei Sanyo and Indesit in 2014. Global goals under review to address these acquisitions.

Our operations use water in a conscious way. We've been more efficient year after year with our focus on continuous improvement and the use of innovative technologies. Water sources vary from region to region. We use water respecting local legal requirements and considering water availability in that area.

North American Plant Honored for Protecting Tennessee's Water — In September 2015, the Cleveland, TN plant in NAR received an award from the Kentucky-Tennessee Water Environment Association (WEA) for outstanding performance in their pre-treatment of industrial waste water. This plant is the world's largest manufacturing facility of premium cooking appliances including ranges, ovens and cooktops. The Cleveland plant has also earned gold certification for the Leadership in Energy and Environmental Design (LEED) for the sustainable design of the facility.

In our Latin America Region, we are treating and purifying water through our waste water treatment stations, for processes consumption, as well as capturing rain water. We have achieved a 13.6% savings in water consumption by using the recycled water and rain water. In one of Whirlpool's largest manufacturing sites, the Joinville appliances plant in Brazil, the water intensity was decreased by more than 70% (cubic meters/major appliance), during the last ten years, through a dedicated water management team, water reuse, processes improvements and refurbishment, innovation and new technology implementation and training. During the last five years, the water treatment and reuse at the Joinville plant is equivalent to the annual water consumption of approximately 1,600 households.

OVERVIEW

OUR OPERATIONS

- Operational Excellence
- Energy Efficiency
- ▶ Water Efficiency
- Air Quality
- Materials and Wastes

OUR PRODUCTS

OUR PEOPLE

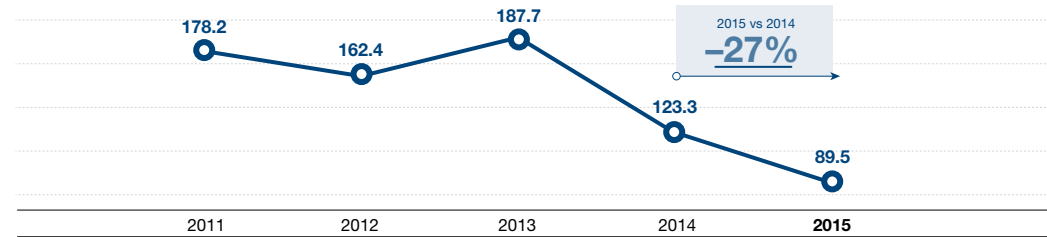
ADDITIONAL FINANCIAL INFORMATION

GRI G4 INDEX



Whirlpool Corporation sees water as one of the most important natural resources to be protected, so much so, that our EMEA region has taken the dedicated step to initiate Energy & Environment Workshops. Additionally, we track the use of water in our processes, through an indicator named total water (L/unit), which represents the total water used to produce one average appliance, including process cooling, technological use and product testing. It is the sum of withdrawal from industrial wells and from municipality water supply. The reduction since 2013 is -57%.

EMEA Region:
TOTAL WATER (L/unit)



In our India manufacturing plants, we have reduced water consumption by 35% in our operations since 2011. We reduced water consumption by 6% in 2015. One of the key projects at Faridabad plant was to refine effluent in an effluent treatment plant (ETP), to use the ETP's output as our input in the reverse osmosis plant, thus reducing water use.

OVERVIEW

OUR OPERATIONS

- Operational Excellence
- Energy Efficiency
- **Water Efficiency**
- Air Quality
- Materials and Wastes

OUR PRODUCTS

OUR PEOPLE

ADDITIONAL FINANCIAL INFORMATION

GRI G4 INDEX

Water sources vary from region to region. We use water respecting local legal requirements and considering water availability in that area.

WATER DISCHARGE

GRI G4 EN22

Total water discharges related to our global operations are shown in the table below. We work in compliance with local, regional and global regulations, respecting the most restrictive regulations. We go beyond legal requirements, returning water back to the environment in better conditions than required. Where available, our sites are connected with public sewer systems. Where not available, we are discharging water in a quality that is locally specified by regulators or even better.

Destination	2015 (m ³)
Public Sewer Systems	1,082,451
Receiving Streams — Surface	416,167
Irrigation — Land Application	90,641



Rainwater purification process in Brazil



OVERVIEW

OUR OPERATIONS

- Operational Excellence
- Energy Efficiency
- Water Efficiency
- Air Quality
- Materials and Wastes

OUR PRODUCTS

OUR PEOPLE

ADDITIONAL FINANCIAL INFORMATION

GRI G4 INDEX

Air Quality

GRI G4 EN15 EN16 EN17 EN18

GLOBAL SCOPE 1 + 2 (TON CO ₂ eq)				
2011	2012	2013	2014	2015
765,998	862,912	714,825	777,000	873,111

2015 data affected by acquisitions of Hefei Sanyo and Indesit in 2014. Global goals under review to address these acquisitions.

SmartWay® – Currently, 99.86% of North American shipments are moved with SmartWay® carriers. Within our North America Region (NAR), we require contracted carriers to be SmartWay® certified, helping them move more goods, more miles, with lower emissions, and less energy. In 2015, we were honored with a SmartWay® Award from the U.S. Environmental Protection Agency, as an industry-leading supply chain regarding environmental performance and energy efficiency.

In 2015, we reduced diesel fuel consumption by 1.3 million gallons through improved miles-per-gallon, which equated to a reduction of 13,400 metric tons of CO₂ emission. In addition, we reduced total fuel consumption in 2015 by more than 250,000 gallons by increasing rail use. This ultimately reduced over 2,700 metric tons of CO₂ emissions for the year.

OVERVIEW

OUR OPERATIONS

- Operational Excellence
- Energy Efficiency
- Water Efficiency
- Air Quality
- Materials and Wastes

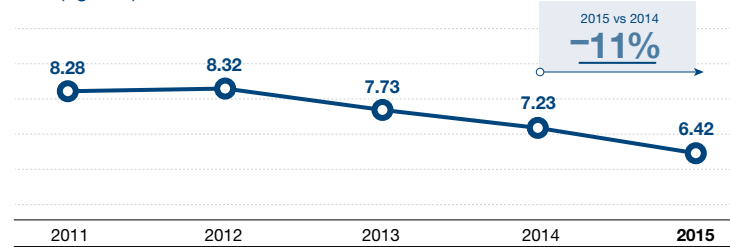
OUR PRODUCTS

OUR PEOPLE

ADDITIONAL FINANCIAL INFORMATION

GRI G4 INDEX

EMEA Region:
CO₂ (kg/unit)



The quantity of CO₂ per unit produced in our **EMEA** region has been following a reduction trend during the last two years, mainly driven by the reduction of energy consumption: the amount of CO₂ in kg per unit decreased from 7.23 in 2014 to 6.42 in 2015 (-11%).



Refrigerator foaming process

Exceeding the Montreal Protocol requirements, both refrigerator plants in India, one in Faridabad and the other in Pune, transitioned from using HCFC blowing agents to cyclopentane, a hydrocarbon (HC), a non-ozone depleting substance (ODS). The new blowing agent is not only zero ODS but also has a global warming potential (GWP) of just 11; that's considered negligible compared with previous technologies. The company set and met the conversion date for January 1, 2015, ahead of the Protocol set dates. Whirlpool Corporation invested U.S. \$8 million to complete the important conversion. World class safety standards have been installed in both the facilities which have been externally certified.

- Operational Excellence
- Energy Efficiency
- Water Efficiency
- Air Quality
- **Materials and Wastes**

Materials and Wastes

GRI G4 EN23

TOTAL GLOBAL WASTE (TONS)				
2011	2012	2013	2014	2015
356,088	388,291	392,821	401,869	432,792

2015 data affected by acquisitions of Hefei Sanyo and Indesit in 2014. Global goals under review to address these acquisitions.

The Zero Waste to Landfill Program in our Brazilian facilities was initiated in 2011, targeting zero waste from manufacturing by December 2014 and zero waste from non-manufacturing activities (offices, cantinas, toilets) by December 2015.



zero waste
to landfill

- Operational Excellence
- Energy Efficiency
- Water Efficiency
- Air Quality

► Materials and Wastes



To be zero waste to landfill in manufacturing was an important achievement in our Latin America Region (LAR), but we were especially proud to extend it to our offices as well. That is a leadership position. LAR keeps working diligently to maintain the targets, as it is a continuous challenge, especially considering the local infrastructure and the current economic environment.

Whirlpool EMEA is also strongly committed to reducing waste generation in its production activities. Accordingly, reusing and recovering materials are widely practiced throughout our facilities. Our approach is simple, but effective: what cannot be reused is recycled and when that is not possible, it is disposed of with minimal environmental impact (waste-to-energy conversion or treatment, with shipment to landfills only as a last resort).

To keep track of the performance of this process, we set up a specific indicator called total waste (kg/unit), which is the total waste material generated to produce one average appliance, including waste material from three main areas:

- Technological: material not used during the transformation from raw material to product
- Scrap: material wasted due to damaged or not right first time handling and scraps from cutting and stamping
- Packaging: material used to protect the raw material during the transportation and storage

OVERVIEW

OUR OPERATIONS

- Operational Excellence
- Energy Efficiency
- Water Efficiency
- Air Quality
- Materials and Wastes

OUR PRODUCTS

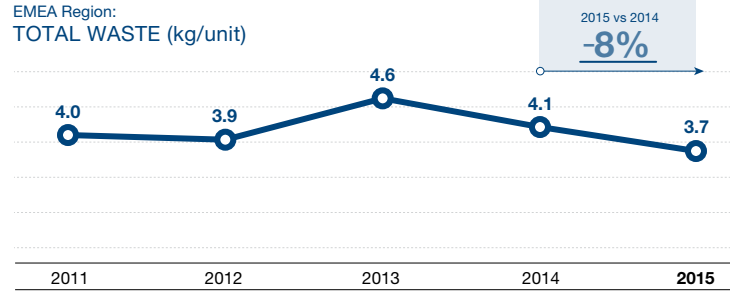
OUR PEOPLE

ADDITIONAL FINANCIAL INFORMATION

GRI G4 INDEX



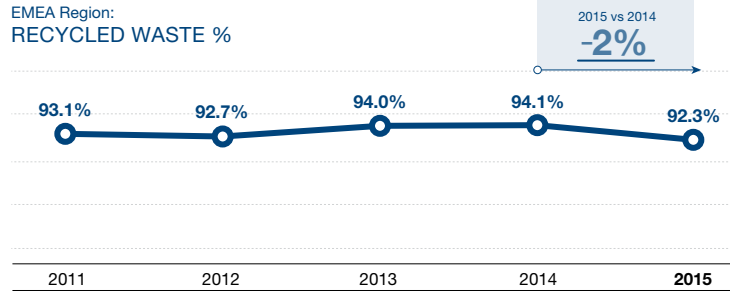
EMEA Region:
TOTAL WASTE (kg/unit)



The total waste per unit produced has decreased from 4.1 kg in 2014 to 3.7 kg in 2015 (-8%).

Recycled waste in Whirlpool EMEA is represented by the amount of the total waste material the organization recycles and prevents from disposal. This was delivered through performing segregation and on-site waste management.

EMEA Region:
RECYCLED WASTE %



The index over the last five years averaged 92% to 94% of the total amount of waste produced.

In India, all three facilities have installed compost units which convert canteen waste food to compost. We expect to compost 27 tons of waste food, which is being used to fertilize landscape around the plant. In 2015, Faridabad achieved 80% reduction in waste to landfill as effluent treatment plant waste and foam were incinerated under controlled conditions.

OVERVIEW

OUR OPERATIONS

- Operational Excellence
- Energy Efficiency
- Water Efficiency
- Air Quality
- **Materials and Wastes**

OUR PRODUCTS

OUR PEOPLE

ADDITIONAL FINANCIAL
INFORMATION

GRI G4 INDEX



As part of the Mexico Federal Program of Environmental Leadership, Whirlpool Ramos Arizpe (WRA) participated in the 2015 effort and guided sub-suppliers, customers and other stakeholders as a lead facility to run environmental efforts within the region.

More than 20 different eco-friendly projects were submitted to contribute to this program's success. We were able to achieve a remarkable increase in the percentage of recycling, moving from 75% up to 95.6% within the year.

WRA will be our lead facility in our North America region in the upcoming years to become a zero landfill facility with 100% of scrap materials recycled.

Whirlpool Ramos Arizpe has also been involved in Coahuila state and Mexico federal government programs to reduce environmental impacts to minimize scrap and increase the recycling of residuals. We are proud to report that we are:

- The first private organization to be certified a green office in the state of Coahuila
- Achieving a 25% reduction in use of paper in offices
- Recycling 95.6% of all materials generated by plant
- Reducing garbage by 50%
- Recycling 165,900 caps of plastics bottles used for charity efforts

- ▶ **Product Leadership**
- Energy Efficiency
- Water Efficiency
- Air Quality
- End-of-Life Recycling
- Materials and Wastes
- Innovation

Product Leadership

GRI G4 EN27 PR3

We are committed to bringing products into consumers' homes that exceed expectations, while significantly improving our own environmental performance to create positive, meaningful change.



We have designed and produced a number of new water and energy-efficient products. Our commitment to improve lives and make a positive impact, while we work to reduce our environmental footprint, is important to us. Our products have consistently improved over time, especially in the largest impact area: their energy and water consumption during use. We are committed to saving precious resources while realizing cost savings for consumers. We will continue to increase our use of renewable energy and lower-impact materials. This will directly impact the communities in which we operate and benefit our consumers, no matter where they are around the globe.

AHAM Sustainability Standards — We continue to earn certifications as new sustainability standards are published by the Association of Home Appliance Manufacturers (AHAM). In February 2015, AHAM released a new standard for cooking products. In 2015, we announced that nine of Whirlpool Corporation's products were among the industry's first certified under the AHAM Sustainability Standards for Cooking Products. Seven ranges and two built-in ovens were certified. We maintain certifications to the completed standards for refrigerators/freezers and clothes washers. So far, we have certified more products to the new sustainability standards than any other appliance manufacturer (13 refrigerator/freezer models certified, eight front-load washers, and 10 top-load washers). We were the first to certify refrigerators/freezers and top-load clothes washers.

<http://www.prnewswire.com/news-releases/whirlpool-corporation-adds-cooking-appliances-to-products-meeting-new-sustainability-standard-300034480.html>

In EMEA, Bauknecht Ultimate NoFrost refrigerator-freezer monitors conditions inside the refrigerator maintaining temperature and moisture at ideal levels. The Zero° BioZone can be activated, protecting meat and fish at temperatures close to freezing.

- Product Leadership
- **Energy Efficiency**
- Water Efficiency
- Air Quality
- End-of-Life Recycling
- Materials and Wastes
- Innovation

Energy Efficiency

GRI G4 EN7



Whirlpool® Duet® HybridCare™ Clothes Dryer — A new slimmer version of the *Whirlpool HybridCare* Clothes Dryer with Hybrid Heat Pump technology was released in 2015. The smaller model provides the same technology and performance as the 7.3 cubic foot model but provides additional versatility and can be located anywhere there is access to a drain. Both Hybrid Heat Pump dryer models are designed to regenerate energy during the drying cycle to reduce energy consumption while providing dryer speed and performance flexibility. In 2015, the 7.3 cubic foot model dryer won the Best of Innovation award in the SmartHome category and Innovations Award Honoree in the Eco-Design and Sustainable Technologies category at the Consumer Electronics Show (CES) and the 2015 Pacific Coast Builders Conference (PCBC) Parade of Products Award. We are currently working with utilities to develop rebate incentive programs to increase the demand for this new energy efficient technology.

Whirlpool® Front Load Washer and Dryer with Nest® Technology — In working with the Nest team, *Whirlpool* brand has created a home experience that is both purposeful and thoughtful, starting with this laundry pair. The “Works with Nest” laundry pair uses the Nest API (Application Programming Interface) to help save consumers energy and keeps their laundry fresh if the cycle ends while they are away.

Whirlpool India Product Development Teams have worked in connection with India’s National Codes Agency. In our Direct Cool category, refrigerators were re-engineered to comply with an energy rating jump of 20% that took effect in January 2015.



LAR product developments focused on energy efficiency: The new line of *Consul* refrigerators with the biggest capacity and flexibility of the category, keeping its energy level as Frost Free Class A, the best rating in the Frost Free marketplace. Making a statement, our *Consul* brand appliances have been a leader in the industry by launching only Class A products for more than 10 years.

OVERVIEW

OUR OPERATIONS

OUR PRODUCTS

- Product Leadership
- Energy Efficiency
- Water Efficiency
- Air Quality
- End-of-Life Recycling
- Materials and Wastes
- Innovation

OUR PEOPLE

ADDITIONAL FINANCIAL INFORMATION

GRI G4 INDEX

Whirlpool® Smart Top Load Washer and Dryer — This laundry pair uses connected technology to not only better care for clothes, but enable families to help other families in need, load for load. Every new feature of the top load laundry pair is intentionally built to enhance the consumer’s experience. New custom cycles rolled out throughout 2015. Anticipated cycles including comforters, athletic wear, swimwear and towels offer better fabric care and help extend the life of families’ favorite items. Helping other families is now automatic through the new the Connect to care™ program* within the Whirlpool® mobile app. This feature allows consumers to opt in and automatically make a donation to Habitat for Humanity every time they do a load of laundry, literally transforming a simple chore into an act of love. The Smart Top Load pair builds on the “Works with Nest” platform, providing automated home and away controls to help prevent wrinkles, delay cycles when energy costs are high, and activate quiet mode, all within the Whirlpool® mobile app.



EMEA product highlight: new Supreme NoFrost refrigerator featuring 6th Sense Live Technology™, allowing savings up to 48% (for A+++) in energy consumption, compared to the average energy consumption of a Whirlpool brand equivalent appliance in A+ class (based on EEI).



6th Sense Ixelim™ Glass Induction Hob, introduced in the EMEA region, intuitively saves up to 30% of energy in the boiling function vs. a standard Whirlpool brand induction hob without 6th Sense in the boiling function. It is the world’s first green class ceramic, no toxic heavy metals arsenic and antimony, with a heavy metal free glass material.



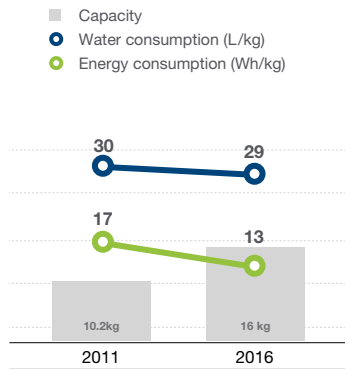
EMEA 6th Sense Oven features unbeatable energy and time saving thanks to Ready2Cook, a special system without pre-heating that always gives perfect results. It saves time and up to 20% energy. (Maximum saving obtained in tests with various dishes using “no-pre-heat” function compared to using “pre-heat” function.) It also includes the SmartClean™ for easy cleaning, which cleans the oven cavity in 30 minutes.

**The Connect to care™ Program will give Whirlpool Smart Top Load Washer customers the option to make per-washer load charitable donations of \$0.15, \$0.25 or \$0.50 to Habitat for Humanity through the Whirlpool app. The total amount of customer donations during the program will depend on the number of participants and eligible loads through December 31, 2016. In addition to the charitable donations made by participating customers, Whirlpool will directly donate a minimum of \$95,000 and up to \$100,000 to Habitat for Humanity in 2016. Visit www.Whirlpool.com/smart-appliances/smart-top-load-washer-dryer for more information.*

- Product Leadership
- Energy Efficiency
- **Water Efficiency**
- Air Quality
- End-of-Life Recycling
- Materials and Wastes
- Innovation

Water Efficiency

GRI G4 EN27



CWL10A — (INMETRO “A” class)
Consul’s highest capacity product in 2011

CWE16A — (INMETRO “A” class)
Consul’s highest capacity product in 2016



The new *Consul* washing machine 16 kg brings a sustainable solution: the “Dirty Level” button and the graduated Dosing Cup helping consumers save up to 70% of detergent. Also, this machine offers the Water Re-usage Cycle that allows the consumer to save up to 28,000 L of water per year. All *Consul* automatic vertical axis machines are INMETRO “A” class.

OVERVIEW

OUR OPERATIONS

OUR PRODUCTS

- Product Leadership
- Energy Efficiency
- ▶ Water Efficiency
- Air Quality
- End-of-Life Recycling
- Materials and Wastes
- Innovation

OUR PEOPLE

ADDITIONAL FINANCIAL INFORMATION

GRI G4 INDEX



New *Brastemp* water reuse cycle

Like *Consul* brand washers, the new model line of *Brastemp* washers allows the consumer to reuse water. This feature allows the customer to reuse the water from wash and rinse to domestic tasks, such as floor cleaning. All *Brastemp* automatic vertical axis machines are INMETRO "A" class energy classification.

Below are four product examples from the EMEA region that highlight our latest innovations in water efficiency.



The 6th Sense Powerclean Dishwasher with PowerDry and 6th Sense Live™ technology Smart optimization of resources, saves up to 50% in energy, water and time.



The new Bi Dishwasher Fulldoor 45cm dishwasher is the ultimate cleaning solution, saving water, energy and time (up to 50%), in comparison with the average consumption of a 6th Sense product.



The EMEA washer and dryer machine with 6th Sense Live™ technology can be remotely controlled via app.

It has the lowest water consumption in the market on normal cycle compared to competitors in the same capacity class based on the water consumption on the energy label.



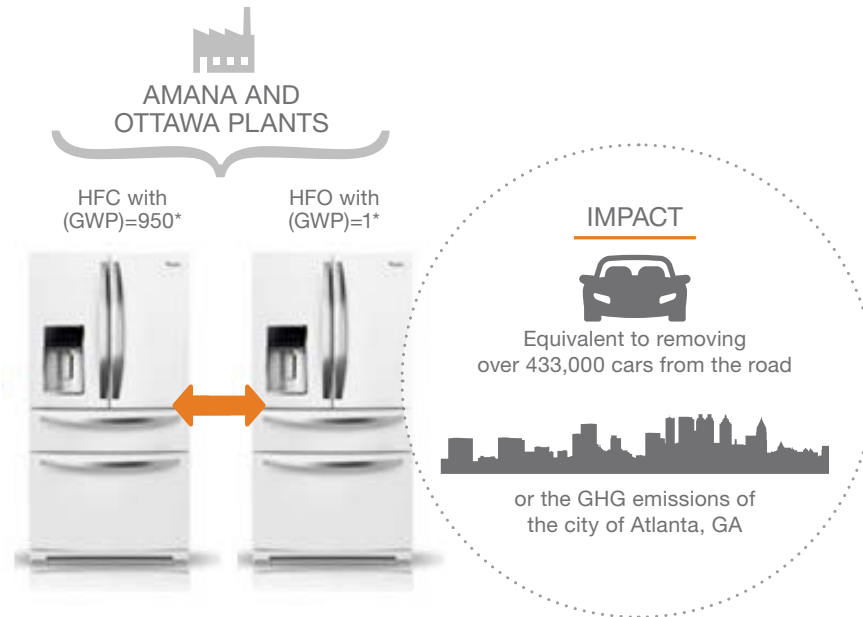
The *Natis* washing machine launched in EMEA has presented a disruptive contribution to sustainability, with its smart water recirculation system, giving the consumer the opportunity to decrease the water consumption per cycle by 20% and also decreasing the energy consumption by 50%. Compared with product classified as A+++, it is an astonishing 40% more efficient.

- Product Leadership
- Energy Efficiency
- Water Efficiency
- ▶ **Air Quality**
- End-of-Life Recycling
- Materials and Wastes
- Innovation

Air Quality

GRI G4 EN19

Reinforcing our leadership on using the most advanced materials offering the greatest benefits to consumers, Whirlpool Corporation has partnered with Honeywell as the first refrigerator manufacturer in the United States to begin using the most environmentally responsible blowing agent available in the U.S. to make refrigerators. Honeywell's Solstice® Liquid Blowing Agent (LBA) outperforms commonly used hydrocarbons such as C-Pentane, providing better low-temperature insulation performance and higher energy savings. Whirlpool Corporation, in our USA and Mexico facilities, has increased the application of this new blowing agent on our refrigerators and freezers manufacturing lines.



Reduces the global warming potential of refrigerator insulation by 99.9%.

**Based on EPA comparisons of previously used insulation blowing agents, hydrofluorocarbon (HFC) 245fa with global warming potential of 950 and Honeywell solstice liquid blowing agent, a hydrofluoro-olefin 1233zd (e) with global warming potential of 1.*

- Product Leadership
- Energy Efficiency
- Water Efficiency
- Air Quality
- **End-of-Life Recycling**
- Materials and Wastes
- Innovation

End-of-Life Recycling

GRI G4 EN28

Voluntary Recycling Program — Whirlpool Corporation established an end-of-life product recycling program in 2010 to recycle appliances through our internal sales channel. The units are demanufactured into their component parts, then separated and recycled. From January–October 2015, we recycled 88,950 appliances, an increase of more than 22% more than the same time period in 2014.

In addition, we continue to expand and develop our innovative consumables recycling program, Refresh & Recycle. We continue to look at unique ways to not only cut waste but also look for opportunities to reuse materials from both our products and from our manufacturing wastes.



refresh & recycle™

Change your filter. Change the world. ORDER NOW | LEARN MORE

Watch your refrigerator filters go from clean to green.

INTRODUCING refresh & recycle

THE FIRST-OF-ITS-KIND WATER FILTER RECYCLING PROGRAM

Refresh & Recycle is a smart and simple way to recycle your used refrigerator water filters. Simply drop them in the bin we provide and we'll recycle your old filters into reusable concrete aggregate. What a solid idea.

Start Recycling Learn More

For more detailed information go to: <https://everydropwater.com/Recycle>

- Product Leadership
- Energy Efficiency
- Water Efficiency
- Air Quality
- End-of-Life Recycling
- **Materials and Wastes**
- Innovation

Materials and Wastes

GRI G4 PR1

Critical Materials Management (CMM) to drive Whirlpool Corporation’s product transparency and traceability



Whirlpool Corporation is a long-time global leader in delivering quality products with a prominent focus on promoting healthy living and environmental responsibility. While the global material regulatory environment is continuously expanding, Whirlpool is committed to comply with all applicable laws and is taking serious strides to proactively implement processes and systems to promote social responsibility.

Critical Materials Management (CMM) is a key program where Whirlpool Global Sustainability (WGS) is driving the concept of “Design for Compliance” — making compliance related activities a key priority to achieve 90% full material transparency on all new parts of Whirlpool Corporation appliances by 2020 goals. The program introduces new processes and capabilities that enable proactive tracking, collection and assessment of every chemical composition of our products globally. In addition, CMM fosters a new level of transparency and collaboration between Whirlpool Corporation and its suppliers, thereby enabling efficient, accurate and timely response to the ever-changing regulatory landscape. CMM strategy will not only provide Whirlpool the ability to manage materials for regulations, but also to understand material risk, material alternatives and provide full transparency of material content with only one request to the supply base.

Moreover, 90% transparency of materials content in our product will provide significant benefits to Whirlpool Corporation including reduced eco-fees, eliminated fines, and meeting trade customer requirements related to sustainability.

To facilitate the CMM business processes, a major third party global solution was implemented to support and automate the data collection, storage and reporting needs of the company. Functioning as a bill-of-material analysis solution, software solution aids in assessing part compliance, risk and cost beginning early in the innovation process — truly making CMM a “Design for Compliance” process — and continuing throughout the product lifecycle. The software solution complements the existing design and works cohesively with other supply chain data management systems including SAP. The solutions help reduce risk, provide robustness, and attain higher efficiency and flexibility.

The software solution enables standardization and automation of processes related to tracking, collection, and management of compliance data associated with parts procured from suppliers. Functioning as a single source for all compliance data, software solution will facilitate easy and quick retrieval of all relevant data (report generation) associated with any compliance (e.g., RoHS, REACH, Food Contact, etc.).



OVERVIEW

OUR OPERATIONS

OUR PRODUCTS

- Product Leadership
- Energy Efficiency
- Water Efficiency
- Air Quality
- End-of-Life Recycling
- Materials and Wastes

► Innovation

OUR PEOPLE

ADDITIONAL FINANCIAL INFORMATION

GRI G4 INDEX

Innovation

GRI G4 EN7 EN27

ReNEWW House — Since 2013, Whirlpool Corporation has been converting a 1920s home into a net-zero energy, water and waste home. In 2014, we unveiled the completed first phase of the project after it was retrofitted with the latest in energy-efficient and renewable energy technologies, including a geothermal heat pump, solar electric and thermal panels, triple paned windows, new insulated siding and metal roof, and spray foam insulation. In summer of 2015, the focus was on achieving net-zero water. The work included a plumbing retrofit, the installation of 3,000 gallons of rainwater storage, installation of a rainwater and separate greywater treatment system, and a kitchen remodel with *KitchenAid* black stainless steel appliances. This is a project that will allow Whirlpool to explore energy, water and waste efficiency within an active home environment. Three Whirlpool Engineering Rotational Leadership Development (WERLD) engineers will be living in the house during the 2016–2017 school year while pursuing their master’s degrees and continuing research work related to resource efficiency in the home.



For more detailed information go to: <http://www.renewhouse.com/>

► People Excellence

- Health and Safety
- Community Relations
- Volunteerism

People Excellence

GRI G4 LA11

Our high level of employee engagement drives and sustains extraordinary business results.



The best performance requires the best talent. We've become industry leaders by attracting, engaging and developing talented people who believe improving lives and making a difference matters. In every corner of the company, our 97,000 employees are empowered to be both bold and innovative in a values-based, performance-driven environment that rewards results. Our vision and work environment are conducive to success, but it's the people within our organization who truly bring our dynamic products to life. We bring our different experiences and backgrounds together to unlock new, relevant consumer solutions. We are committed to reaching extraordinary levels of performance that build on our company's rich legacy and creating outstanding results for consumers, employees and stakeholders. In everything we do, we are guided by our enduring values of Respect, Integrity, Diversity with Inclusion, Teamwork and a Spirit of Winning.

For example, development of a culture of prevention, health and safety, and the integration of safe behaviors within the working environment, is pursued at Whirlpool EMEA through investments in training programs and awareness campaigns. The activities focus on the importance of safeguarding health and safety, complying with policies and procedures, and promoting appropriate prevention behaviors across all organizational levels and roles. Each site evaluates its own training needs and develops a training plan that fulfills those needs. Monitoring of the plan and training efficiency is managed as a KPI on a monthly basis. In 2015 health and safety training activities counted for over 70,000 hours of training involving more than 17,000 workers.



OVERVIEW

OUR OPERATIONS

OUR PRODUCTS

OUR PEOPLE

- ▶ People Excellence
- Health and Safety
- Community Relations
- Volunteerism

ADDITIONAL FINANCIAL INFORMATION

GRI G4 INDEX

Our vision and work environment are conducive to success, but it's the people within our organization who truly bring our dynamic products to life.

EMPLOYEE ENGAGEMENT

In our 2015 Employee Engagement Survey, we ranked two points above “best-in-class” among consumer goods companies. Our leadership and diversity are continuously recognized by external parties. We consistently place among Aon Hewitt’s “Top Companies for Leaders” and we have attained a perfect score of 100 from the Human Rights Campaign’s U.S. Corporate Equality Index for 13 consecutive years.



► People Excellence

- Health and Safety
- Community Relations
- Volunteerism



ETHICS

GRI G4 SO4

The Whirlpool Corporation Code of Ethics is a key document that every employee must comply with as a condition of employment.

To improve our ability to prevent and detect corruption, we provide employees both on-line and in-person training tailored to reinforce our global policies. In addition, we communicate insights on anti-corruption through our websites and our ethics & compliance blog which includes engaging videos and learning activities. We also provide tools to assist leaders with their risk assessments and continue to monitor and test the strength of our controls.

Review our Code of Ethics at <http://whirlpoolcorp.com/ethics/>

EMPLOYEE DEVELOPMENT

GRI G4 HR2

Our leadership and diversity are recognized by others. For example, the company has attained a perfect score of 100 from the Human Rights Campaign's U.S. Corporate Equality Index for 13 consecutive years. We are the first appliance company to do so. The perfect score on the Index is a result of our dedication to workplace equality. In 2002, we instituted domestic partner benefits and we recently introduced benefits to support transgender employees. Through our Office of Diversity and the PRIDE Network, we have also brought lesbian, gay, bisexual and transgender (LGBT) equality diversity training to employees at several locations. Together, our employees create strong and innovative brands around the world. We have deep-rooted ethical standards — our values of Integrity, Respect, Diversity and Inclusion, Teamwork and a Spirit of Winning are the core of who we are and how we work. That's Whirlpool Corporation.

Health and Safety

GRI G4 LA6

RECORDABLE CASE RATE

2011	2012	2013	2014	2015
1.50	1.20	1.24	1.27	0.93

LOST-TIME INCIDENT RATE

2011	2012	2013	2014	2015
0.65	0.44	0.43	0.39	0.26

Note: U.S. Occupational Safety and Health Administration) accidents reported x 200,000 hours/total hours worked

Whirlpool Corporation’s focus on safety and health puts people first and we believe that is the right thing to do. We also understand that it makes good sense because a strong safety culture reduces risk and costs and enhances productivity. Safe production is very important to us and we are committed to improving our safety performance at every operating location. Over the past decade, Whirlpool Corporation’s safety performance has continuously improved. We invest in safety training, conduct risk assessments, share best practices, and conduct audits to assess our performance. These ongoing efforts combine to create the safety culture we are driving for throughout our company.

Community Relations

GRI G4 SO1 EC7

We believe great communities are the foundation of great business. Whirlpool Corporation is committed to creating products that make life easier for our consumers so they can spend more time doing what really matters — being with family and friends. This commitment leads us to maintain strong connections within the communities where we do business. We work with community organizations to create a collective impact, first supporting the health and wellness needs of area residents, then helping to provide safe and affordable housing which enables youth and education development. This approach allows us to prioritize partnerships where we can track results and create maximum impact. These include United Way®, Cook for the Cure® presented by *KitchenAid*, Habitat for Humanity International®, the Boys & Girls Clubs of America® and Instituto Consulado da Mulher®.



Employees from Rio Claro celebrate the recognition of Whirlpool Brazil as a “Great Place to Work” for the 19th consecutive year from Você S/A magazine.

OVERVIEW

OUR OPERATIONS

OUR PRODUCTS


OUR PEOPLE

People Excellence
Health and Safety

► **Community Relations**
Volunteerism

ADDITIONAL FINANCIAL
INFORMATION

GRI G4 INDEX





COMMUNITY DEVELOPMENT

Employees in Whirlpool India teach vocational skills to low-income youth to prepare them for meaningful employment as adults. Now in its second year, the program works with local communities in need of specific job skills to increase employment options for those who complete the program.

The support of Whirlpool EMEA in Naples, Italy to the Jonathan Association continued in 2015. The Association’s goal is to bring young people with social and delinquency problems back into the community by developing educational and innovative instruments and raising awareness of the importance of abiding by rules in the workplace.

FIRST® ROBOTICS

At our global headquarters, Whirlpool Corporation is a proud sponsor of FIRST® Robotics, providing local teams with challenge grants, materials and supplies, including Gladiator® GarageWorks tool chests. Our employees also spend thousands of volunteer hours coaching and mentoring high school youth to encourage their interest in science, technology, engineering and math, as well as careers in manufacturing. In 2015, three area teams competed in the World FIRST Robotics Competition.



Volunteerism



SIGNATURE CHARITIES

United Way® — In 2015, more than 6,500 Whirlpool Corporation employees and retirees at 15 sites across the United States and Canada gave to United Way. The Whirlpool Foundation matched these donations, providing a total of \$4.2 million to support United Way. Whirlpool Corporation is a member of the United Way Global Corporate Leadership program, which provides expert advice and resources to support corporate involvement and increase companies' capacity to improve lives and strengthen communities around the world. Whirlpool Corporation's employees and retirees in the United States and Canada participate in annual fundraisers for local United Way campaigns in their respective locations. In turn, United Way funds hundreds of organizations and causes within Whirlpool Corporation communities that focus on education, income, health and basic needs.

Habitat for Humanity® — Continuing our longstanding global commitment to Habitat for Humanity®, Whirlpool EMEA completed a unique project in Poland, renovating unused attic space to create affordable housing in partnership with young adult orphans leaving state care.

In more than 16 years of partnership with Habitat for Humanity, Whirlpool Corporation has developed active programs in more than 45 countries with a commitment of more than \$90 million. In North America and Canada, the company has donated more than 170,000 ranges and refrigerators to new Habitat homes, serving more than 87,000 families. Additionally, Whirlpool Corporation has donated more than 41,000 products to Habitat ReStore retail outlets, helping raise nearly \$5.7 million. In the EMEA region, we've engaged thousands of employee volunteers, sponsored nearly 150 homes and donated products to more than 75,000 Habitat families.

OVERVIEW

OUR OPERATIONS

OUR PRODUCTS

OUR PEOPLE

People Excellence
Health and Safety
Community Relations

► Volunteerism

ADDITIONAL FINANCIAL
INFORMATION

GRI G4 INDEX



Boys & Girls Clubs of America — Over the past six years, *Maytag* brand’s support of Boys & Girls Clubs of America® (BGCA) totaling more than \$7 million, has made a profound difference in the lives of Club leaders and the youth served. Throughout the partnership *Maytag* has directly supported more than 70 Clubs, making an impact on more than 50,000 Club members. In 2015, *Maytag* brand’s generous support helped to fund the *Maytag* Dependable Leader Awards and the Advanced Leadership Program. Through each of these critical initiatives, *Maytag* brand’s investment recognized and encouraged professional Club leaders and youth to continue and advance their work as dependable and reliable leaders in local communities.

Instituto Consulado da Mulher® — Since 2002, Whirlpool Latin America’s *Consul* brand has supported the Instituto Consulado da Mulher (ICM) program in Brazil, dedicated to developing income opportunities for low-income women with entrepreneurial potential. Instituto Consulado da Mulher promotes the development and social inclusion of families and communities throughout much of the country. Since its inception, ICM has positively impacted the lives of over 34,000 women through workshops, classes and other education and support activities. In 2015, ICM directly and indirectly benefited over 5,100 people with a total revenue of US\$1.65M through its entrepreneurial activities.

Cook for the Cure® — Launched in 2001, *KitchenAid* brand created Cook for the Cure® to give those with a passion for cooking a way to support the breast cancer movement. In the U.S., Cook for the Cure® raises funds for Susan G. Komen for the Cure through donations, special fundraising events, auctions and grassroots programs.

Additional Financial Information

FORWARD-LOOKING STATEMENTS

The Private Securities Litigation Reform Act of 1995 provides a safe harbor for forward-looking statements made by us or on our behalf. Certain statements contained in this report and other written and oral statements made from time to time by us or on our behalf do not relate strictly to historical or current facts and may contain forward-looking statements that reflect our current views with respect to future events and financial performance. As such, they are considered “forward-looking statements” which provide current expectations or forecasts of future events. Such statements can be identified by the use of terminology such as “may,” “could,” “will,” “should,” “possible,” “plan,” “predict,” “forecast,” “potential,” “anticipate,” “estimate,” “expect,” “project,” “intend,” “believe,” “may impact,” “on track,” and similar words or expressions. Our forward-looking statements generally relate to our growth strategies, financial results, product development, and sales efforts. These forward-looking statements should be considered with the understanding that such statements involve a variety of risks and uncertainties, known and unknown, and may be affected by inaccurate assumptions. Consequently, no forward-looking statement can be guaranteed and actual results may vary materially.

This document contains forward-looking statements about Whirlpool Corporation and its consolidated subsidiaries (“Whirlpool”) that speak only as of this date. Whirlpool disclaims any obligation to update these statements. Forward-looking statements in this document may include, but are not limited to, statements regarding financial results, environmental, social, and governance outcomes related to our sustainability efforts, and our product innovation expectations. Many risks, contingencies and uncertainties could cause actual results to differ materially from Whirlpool’s forward-looking statements. Among these factors are: (1) intense competition in the home appliance industry reflecting the impact of both new and established global competitors, including Asian and European manufacturers; (2) acquisition and investment-related risk, including risk associated with our acquisitions of Hefei Sanyo and Indesit, and risk associated with our increased presence in emerging markets; (3) Whirlpool’s ability to continue its relationship with significant trade customers and the ability of these trade customers to maintain or increase market share; (4) risks related to our international operations, including changes in foreign regulations, regulatory compliance and disruptions arising from natural disasters or terrorist attacks; (5) fluctuations in the cost of key materials (including steel, plastic, resins, copper and aluminum) and components and the ability of Whirlpool to offset cost increases; (6) the ability of Whirlpool to manage foreign currency fluctuations; (7) litigation, tax, and legal compliance risk and costs, especially costs which may be materially different from the amount we expect to incur or have accrued for; (8) the effects and costs of governmental investigations or related actions by third parties; (9) changes in the legal and regulatory environment including environmental and health and safety regulations; (10) Whirlpool’s ability to maintain its reputation and brand image; (11) the ability of Whirlpool to achieve its business plans, productivity improvements, cost control, price increases, leveraging of its global operating platform, and acceleration of the rate of innovation; (12) information technology system failures and data security breaches; (13) product liability and product recall costs; (14) inventory and other asset risk; (15) the uncertain global economy and changes in economic conditions which affect demand for our products; (16) the ability of suppliers of critical parts, components and manufacturing equipment to deliver sufficient quantities to Whirlpool in a timely and cost-effective manner; (17) our ability to attract, develop and retain executives and other qualified employees; (18) the impact of labor relations; (19) Whirlpool’s ability to obtain and protect intellectual property rights; and (20) health care cost trends, regulatory changes and variations between results and estimates that could increase future funding obligations for pension and postretirement benefit plans.

We undertake no obligation to update any forward-looking statement, and investors are advised to review disclosures in our filings with the SEC. It is not possible to foresee or identify all factors that could cause actual results to differ from expected or historic results. Therefore, investors should not consider the foregoing factors to be an exhaustive statement of all risks, uncertainties, or factors that could potentially cause actual results to differ from forward-looking statements.



OVERVIEW

OUR OPERATIONS

OUR PRODUCTS

OUR PEOPLE

ADDITIONAL FINANCIAL INFORMATION

GRI G4 INDEX

Additional information concerning these and other factors can be found in Whirlpool Corporation's filings with the Securities and Exchange Commission, including the most recent annual report on Form 10-K, quarterly reports on Form 10-Q and current reports on Form 8-K.

FREE CASH FLOW

As defined by the company, free cash flow is cash provided by operating activities after capital expenditures, proceeds from the sale of assets and businesses and changes in restricted cash. The reconciliation provided below reconciles twelve-month 2015, 2014 and 2013 free cash flow with cash provided by operating activities, the most directly comparable GAAP financial measure. The change in restricted cash relates to the private placement funds paid by Whirlpool to acquire majority control of Hefei Sanyo in 2014 and which are used to fund capital and technical resources to enhance Whirlpool China's research and development and working capital.

	Twelve Months Ended December 31,		
<i>(Millions of dollars)</i>	2015	2014	2013
Cash provided by operating activities	\$1,225	\$1,479	\$1,262
Capital expenditures, proceeds from sale of assets/businesses and changes in restricted cash	(605)	(625)	(572)
Free cash flow	\$ 620	\$ 854	\$ 690

ONGOING BUSINESS OPERATIONS MEASURES, OPERATING PROFIT AND EARNINGS PER DILUTED SHARE

The reconciliation provided below reconciles the non-GAAP financial measures, ongoing business operating profit and ongoing business earnings per diluted share, with the most directly comparable GAAP financial measures, reported operating profit and net earnings per diluted share available to Whirlpool, for the twelve months ended December 31, 2015, December 31, 2014 and December 31, 2013. Ongoing business operating margin is calculated by dividing ongoing business operating profit by ongoing business net sales. Ongoing business net sales excludes Brazilian (BEFIEX) tax credits from reported net sales. For more information, see document titled "GAAP Reconciliations" at investors.whirlpoolcorp.com/annuals-proxies.cfm.

	Twelve Months Ended December 31,					
	Operating Profit			Earnings per Diluted Share		
<i>(Millions of dollars, except per share data)</i>	2015	2014	2013	2015	2014	2013
Reported GAAP Measure	\$1,285	\$1,188	\$1,249	\$ 9.83	\$ 8.17	\$10.24
Brazilian (BEFIEX) Tax Credits	—	(14)	(109)	—	(0.18)	(1.35)
Restructuring Expense	201	136	196	2.03	1.34	1.84
Investment Expenses	—	52	6	—	0.86	0.19
Combined Acquisition Related Transition Costs	57	98	—	0.66	1.09	—
Inventory Purchase Price Allocation	—	13	—	—	0.13	—
Antitrust and Dispute Resolutions	21	2	—	0.35	0.04	0.40
Gain/Expenses Related to a Business Investment	—	—	—	(0.44)	—	—
U.S. Energy Tax Credits	—	—	—	—	—	(1.56)
Brazilian Government Settlement	—	—	11	—	—	0.26
Pension Settlement Charges	15	—	—	0.16	—	—
Benefit Plan Curtailment Gain	(62)	—	—	(0.63)	—	—
Legacy Product Warranty and Liability Expense	42	—	—	0.42	—	—
Normalized Tax Rate Adjustment	—	—	—	—	(0.06)	—
Ongoing Business Measure	\$1,559	\$1,475	\$1,353	\$12.38	\$11.39	\$10.02

GRI G4 Index

ENVIRONMENTAL

EN3 — Energy consumption inside the organization	page 13
EN5 — Energy intensity	page 13
EN6 — Reduction of energy consumption	page 13
EN7 — Energy reductions in products and services	pages 13, 26 and 33
EN8 EN9 — Water withdrawals by source/Water sources affected by withdrawals	page 16
EN10 — Water recycled and reused	page 16
EN15 EN16 EN17 EN18 — GHG emissions/intensity	page 19
EN19 — Reduction of GHG emissions	page 30
EN22 — Water discharge	page 18
EN23 — Waste by type and disposal method	page 21
EN27 — Mitigation of environmental impacts of products and services	pages 25, 28 and 33
EN28 — Products and packaging materials reclaimed	page 31
EN31 — Environmental Protection Expenditures	page 11

SOCIAL

SO1 — Percentage of operations with implemented local community engagement, impact assessments, and development programs	page 38
SO4 — Communication and training on anti-corruption policies and procedures	page 36

LABOR

LA6 — Type of injury and rates of injury, occupational diseases, lost days, and absenteeism, and total number of work-related fatalities, by region and by gender [page 37](#)

LA11 — Percentage of employees receiving regular performance and career development reviews, by gender and by employee category [page 34](#)

HUMAN RESOURCES

HR2 — Total hours of employee training on human rights policies or procedures concerning aspects of human rights that are relevant to operations, including the percentage of employees trained [page 36](#)

PRODUCT

PR1 — Health and safety impact assessments of products and services [page 32](#)

PR3 — Product and service information required for labeling [page 25](#)

ECONOMIC

EC1 — Direct economic value generated and distributed Compile the EVG&D data, where possible, from data in the organization's audited financial or profit and loss (P&L) statement, or its internally audited management accounts. [page 05](#)

EC7 — Development and impact of infrastructure investments and services supported [pages 05 and 38](#)